



## THE RUGGED AND DISTINGUISHED WORKHORSES

LINC 405 & LINC 635 are exceptionally rugged conventional stick rectifiers built to be used under harsh environmental conditions. The units are available in two versions :

- the basic LINC 405-S and LINC 635-S ready to support stick welding with all rutile, basic and cellulosic electrodes
- LINC 405-SA and LINC 635-SA completed with all sophisticated features.

To support easy maneuverability throughout the welding site the unit is completed with two big wheels, pull bars and two lifting hooks as standard. The LINC 405-SA and 635-SA have a bright digital meters showing Amperes. These machines have also an adjustable Hot Start feature allowing the welder to increase the welding current at the start of the electrode. The adjustable Arc force will support the welder with difficult electrodes



preventing “freezing” in the welding puddle.

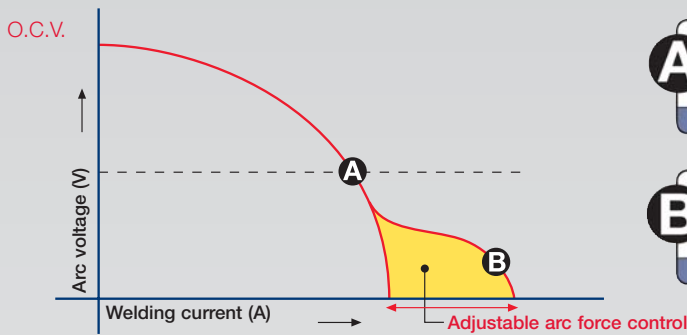
Fan as needed (F.A.N.™) on the machines has two advantages. It will reduce the noise during the time that the machine is not used and reduce the dust inside the machine. On both machines a remote control can be used allowing the welder to adjust the welding current from a distance and during welding.

## ADVANTAGES

- ✓ Rugged conventional welding rectifier with excellent arc characteristics
- ✓ Capable to weld Rutile, Basic and Cellulose electrodes
- ✓ Arc gouging capability
- ✓ Hot Start supporting excellent arc starting (SA)
- ✓ Arc Force to prevent “freezing” the electrode in the welding puddle (SA)
- ✓ Lift TIG DC capability (SA)
- ✓ Digital meters showing welding Amperage (SA)
- ✓ Easy to understand graphic control panels
- ✓ Fan on demand (F.A.N.™) built-in reduces power and the intake of dust and fumes
- ✓ Ready to be moved. Equipped with wheels, pull bar and two lifting hooks
- ✓ Meet EN60974-1, ROHS and CE standards for safety and reliability
- ✓ Built the Lincoln way ‘RUGGED & RELIABLE
- ✓ Two Year warranty on parts and labour

# Technical Details

## ARC FORCE



## TECHNICAL SPECIFICATIONS

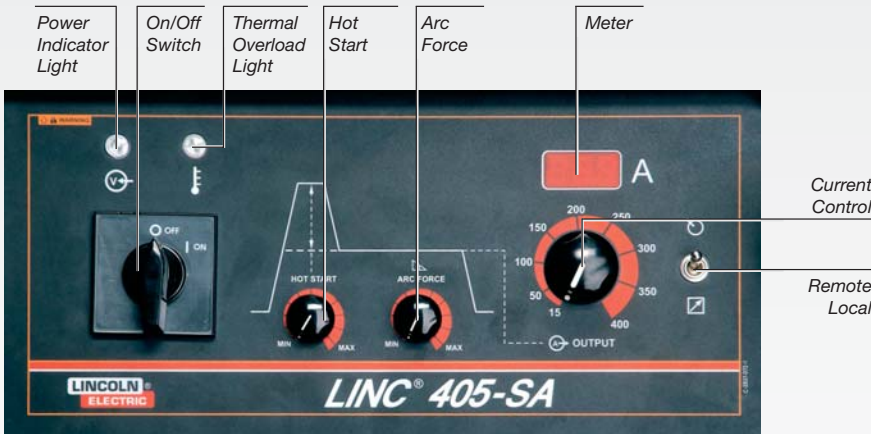

Product Name	Item Number	Standard Voltage	Fuse Size	Weight	Dimensions H x W x D	Protection Class	Insulation Class	Compliance
LINC 405-S LINC 405-SA	K14002-2 K14002-1	230/400V-3ph	63A / 40A	126 kg	640x580x700	IP23	H	EN 60974-1 / EN 50199 CE
LINC635-S LINC635-SA	K14038-2 K14038-1		100A / 63A	150 kg	670x580x700			

## WELDING OUTPUT

Product Name	Current Range	Rated Output MMA&TIG DC (40°C)	O.C.V.
LINC 405	15 - 400A	400A / 36V@35% 315A / 33V@60% 240A / 29V@100%	78Vdc
LINC 635	15 - 670A	670A / 44V@35% 500A / 40V@60% 400A / 36V@100%	

## ACCESSORIES

Item Number	Description
K10095-1-15M	Remote output control - 15m
K10398	15m-extension cable for remote ctrl box
K10103	Air-arc torch
K10513-17-xVS	Tig torch, 4 or 8m



United Kingdom: Lincoln Electric (UK) Ltd.  
Tel: +44 114 287 2401 Fax: +44 114 287 2582

Belgium: Lincoln Smitweld Belgium  
Tel: +32 2 377 00 71 Fax: +32 2 378 18 77

France: Lincoln Electric France SAS  
Tel: +33 232 11 40 40 Fax: +33 232 11 40 11

Germany: Lincoln Electric Deutschland  
Tel: +49 2102/7 13 96-0 Fax: +49 2102/ 7 13 96-31

Italy: Lincoln Electric Italia, SRL  
Tel: +39 010 754 111 Fax: +39 010 754 1150

The Netherlands: Lincoln Smitweld B.V.  
Tel: +31 24 352 29 11 Fax: +31 24 352 22 02

Denmark: Lincoln Electric Nordic  
Tel: +45 86 26 51 00 Fax: +45 86 26 51 50

Spain: Lincoln KD, Sa  
Tel: +34 93 685 9600 Fax: +34 93 685 9610

Turkey: A.S. Kaynak  
Tel: +90 216 377 30 90 Fax: +90 216 377 00 00

Poland: Lincoln Electric Bester S.A.  
Tel: +48 746 46 1100 Fax: +48 746 46 1082

Other countries: Lincoln Electric Europe B.V.  
Tel: +31 24 352 29 27 Fax: +31 24 352 29 29

Your Lincoln Electric Distributor :

**LINCOLN**<sup>®</sup>  
**ELECTRIC**

www.lincolnelectric.eu